

6 W LED SPOTLIGHT

FEATURES OF MODEL MR05300612001/6001



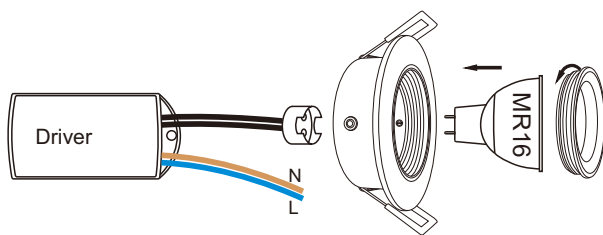
DESCRIPTION

The spotlight of 6W led model **MR05300612001/6001** is ideal for replacing any traditional spotlight on the market, for both commercial and residential indoor use.

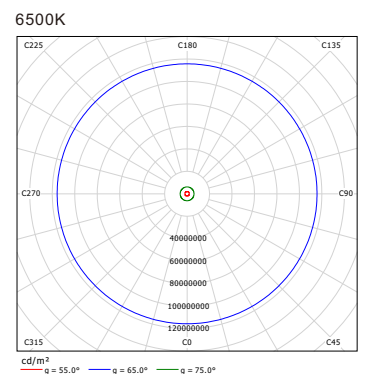
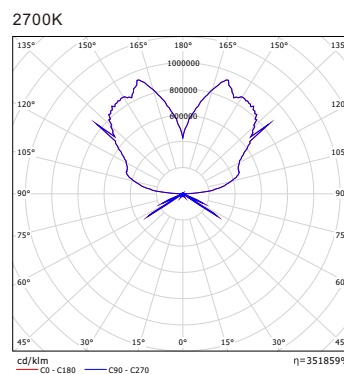
This model is designed to ensure an easy installation and its innovative design can create an optimal lighting effect due to its excellent color performance. It can replace any standard MR16 lamp.

The luminous flux of the spotlight is high and its diffuser is made of semi-opaque materials to prevent glare produced by the LED light. The spotlight can meet all the standards for indoor use.

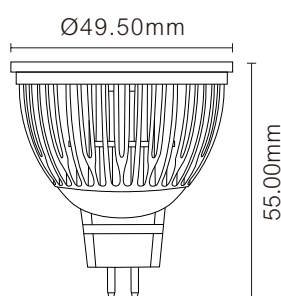
INSTALLATION:



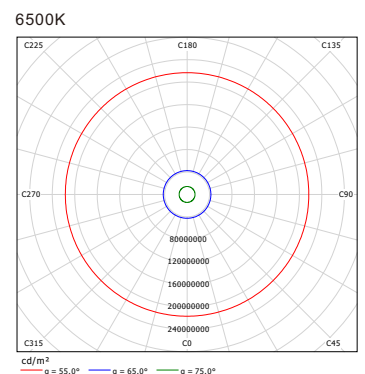
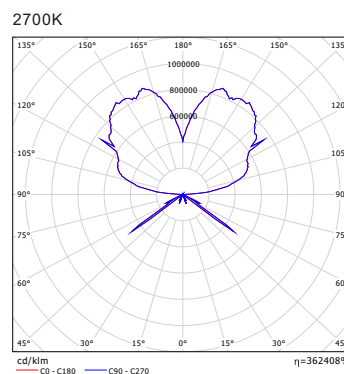
LUMINOSITY DIAGRAM:



DIMENSION



PHOTOMETRIC CURVE:



6 W LED SPOTLIGHT

FEATURES OF MODEL MR05300612001/6001



INPUT VOLTAGE	AC/DC 12V
FREQUENCY	50/60Hz
POWER CONSUMPTION	6 W
COLOR TEMPERATURE	Warm White - 2700 K Cold White - 6500 K
LUMINOUS FLUX	Warm White - 480 Lm Cold White - 520 LM
LUMINOUS EFFICACY	Warm White - 80.00 Lm/W Cold White - 86.67 Lm/W
CRI	80
BEAM ANGLE	90°
PROTECTION GRADE	IP20
LIFETIME	> 25000 h
BASE	MR16
DIMENSIONS	Ø49.50 x 55.00 mm.
MATERIAL	ALUMINUM
DRIVER	NO
DIMMABLE	NO
CERTIFICATES	CE - RoHS