

[Notes](#)

[Steering Wheel](#) Air Bag

Removing and installing or replacing airbag unit

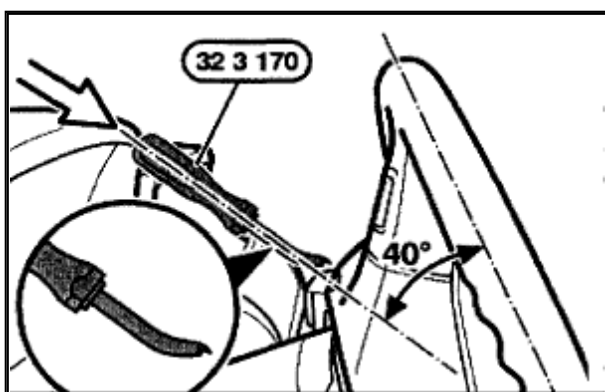
Special tools required:

- 323170

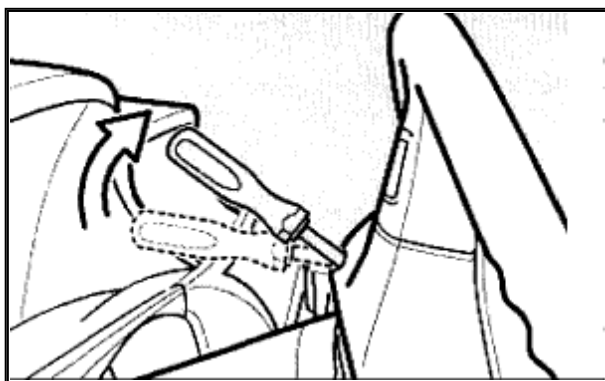
Warning! Note airbag safety instructions! Incorrect handling can activate airbag and cause injury.

Disconnect ground lead from battery.

Move [steering wheel](#) into vertical position.

[Zoom](#)[Sized for Print](#)

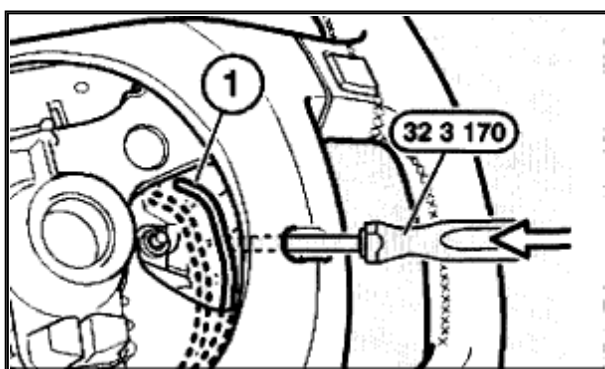
Insert special tool 323170 through bores below an angle of approximately **40°** into [steering wheel](#).

[Zoom](#)[Sized for Print](#)

Gently tilt tool in direction of [steering wheel](#) until ring spring is engaged in steering wheel (can be felt by a springy resistance).

For purposes of clarity, the procedure is shown in the next illustration with the

[steering wheel](#) removed.



Zoom

Sized for Print

Unlock airbag unit by pressing special tool 323170 in. In so doing, pull airbag unit off [steering wheel](#).

(1) Ring spring of airbag unit.